

thinkRF™ R5750

Real-Time Spectrum Analyzer



with Global Navigation Satellite System (GNSS)
for positional and temporal information
9 kHz to 8 GHz / 18 GHz / 27 GHz



COMPACT & LIGHT DESIGN

257.3 x 193.7 x 60 mm
(10.13" x 7.63" x 2.36")
2.54 kg (5.6 lbs)



SILENT

Fanless design for quiet
operation



NETWORKING CAPABILITY

Designed for remote
deployment



OVERVIEW

R5750 Real-Time Spectrum Analyzer with GNSS

Compact, fanless, networked
and remote deployable real-time
spectrum analyzers with GNSS

1

9 kHz to 8, 18 or 27 GHz

2

0.1 / 10 / 40 / 100 MHz
Real-time bandwidth (RTBW)

3

Up to 28 GHz/s @ 10 kHz RBW
Sweep Rate

4

20 W @ 12V input power
consumption

5

257.3 x 193.7 x 60 mm
(10.13" x 7.63" x 2.36")
Compact

6

2.54 kg (5 lbs)
Light



The performance of traditional
lab-grade spectrum analyzers
at a fraction of the cost, size,
weight and power consumption.

thinkRF™ makes the cost-effective testing and monitoring of billions of wireless devices possible. Using innovative software-defined radio technologies, the thinkRF R5750 Real-Time Spectrum Analyzer with GNSS has the performance of traditional lab-grade spectrum analyzers at a fraction of the cost, size, weight and power consumption.

The sleek, lightweight, and fanless thinkRF R5750 analyzer provides the benefits of a high-performance software-defined RF receiver, digitizer and analyzer along with integrated GNSS technology offering location and time information. The R5750 Real-Time Spectrum Analyzer is based

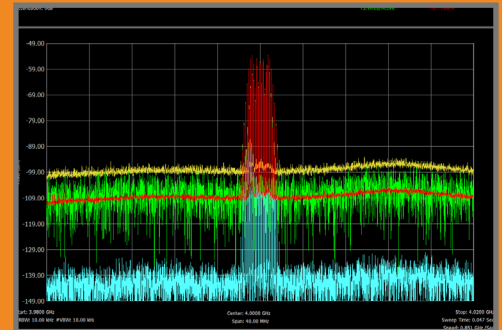
on an optimized software-defined radio receiver architecture coupled with real-time digitization and digital signal processing. This enables wide bandwidth, deep dynamic range and 27 GHz frequency range in a small, one-box, stylish platform. Designed for stand-alone, outdoor, mobile, remote and/or distributed wireless signal analysis, the R5750 analyzer can be deployed as a single unit or a network of radio sensors, making it ideal for monitoring, management and surveillance of transmitters, whether they are in-building or spread across a geographic area. Weather resistant option is available for increased durability and ruggedness in challenging environments.

PERFORMANCE

R5750 Real-Time Spectrum Analyzer (RTSA)

1 LARGE FREQUENCY RANGE

The frequencies and bandwidths of commercial wireless systems have been increasing steadily to accommodate the growing demand for larger data rates. The R5750 supports frequency ranges from 9 kHz up to 27 GHz which enables testing of modern systems including tests such as third-order intercept.



2 WIDE INSTANTANEOUS BANDWIDTH

Modern waveforms such as 802.11ac standard utilize waveforms that occupy up to 80 MHz in bandwidth and LTE-Advanced utilizes bandwidths of up to 20 - 40 MHz. The R5750 provides up to 100 MHz of instantaneous bandwidth in its direct conversion mode.

3 DEEP DYNAMIC RANGE

RF measurements for characterizing IP3 generally require a dynamic range of around 100 dB. The R5750 supports multiple ADCs thereby providing wide IBW with 70 dB dynamic range and a narrow IBW with 100 dB dynamic range.



4 REAL-TIME ACQUISITION MEMORY AND TRIGGER CAPABILITY

Modern waveforms such as those associated with the wireless LAN standards utilize packet-based signaling techniques. The R5750 enables real-time capture of multiple data packets by providing real-time hardware-based frequency domain triggering capability in conjunction with real-time memory storage of up to 64 million samples.



5 GLOBAL NAVIGATION SATELLITE SYSTEM (GNSS)

The integrated GNSS capability allows location coordination activities with a number of different satellite constellations, including GPS/QZSS, GLONASS, and BeiDou. Location, position and time are sent through VRT packets along with time-stamping, frequency reference and data output for captures.

6 SMALL SIZE, WEIGHT, AND POWER

The R5750 has a length and width less than a sheet of paper, weighs less than 3 kg and consumes less than 25 W of power making it a fraction of the size, weight and power of traditional lab-grade spectrum analyzers.



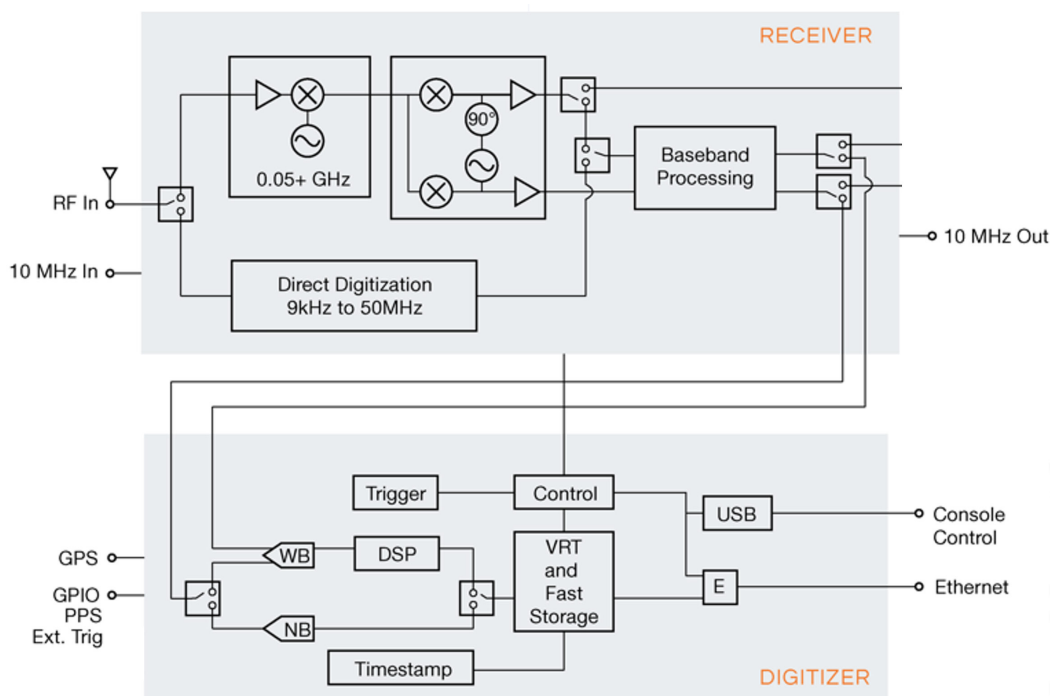
ARCHITECTURE

R5750 Real-Time Spectrum Analyzer (RTSA)

The Receiver Front End

The R5750 has a patented hybrid receiver consisting of a super-heterodyne front-end with a backend that utilizes an I/Q mixer similar to that in a direct-conversion receiver. Depending on the frequency of the signals being analyzed, one of three receiver signal processing paths is selected. Signals in the frequency range 9 kHz to 50 MHz are directly digitized, while all other signals are translated to the frequencies of the first IF block via one of the two signal processing paths.

The IF block consists of a bank of multiple IF filters. Depending on the mode of operation, i.e. super-heterodyne or Zero-IF, either one or both outputs are utilized to process either 40 MHz or 100 MHz instantaneously. The IF analog outputs are digitized using one of two ADCs: a 125 MS/s sampling rate with a typical dynamic range of 70 dB; or a 300 kS/s sampling rate with a typical dynamic range in excess of 100 dB.



The Digitizer

The digitized signal is continuously processed in. The R5750 provides digital signal processing including optional digital down conversion; optional frequency domain triggering; sophisticated capture controlled; and optionally stored in fast local memory for subsequent forwarding or streaming across the Ethernet.

User configurable sophisticated capture control

combined with fast deep caching enables fast signal searches, sweeps, triggering and captures of only the signals of interest.

The R5750 digitizer has a dual-core embedded microprocessor with operating system, control, management and remote maintenance application. It supports the SCPI standard for user control and VITA VRT for data path.

ARCHITECTURE

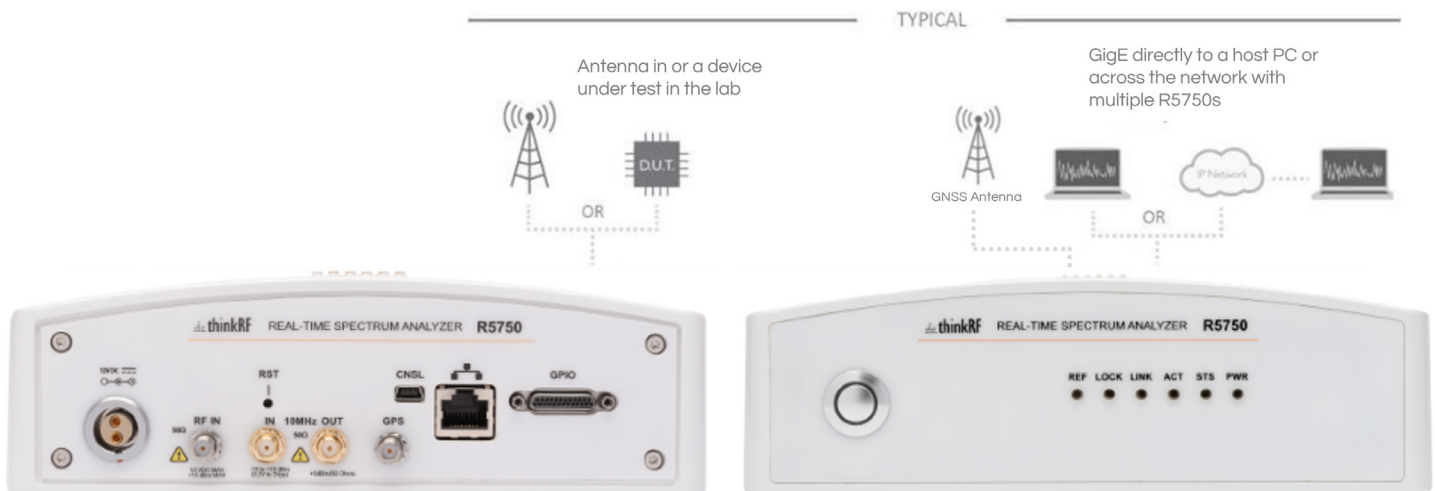
R5750 Real-Time Spectrum Analyzer (RTSA)

The R5750 hardware largely consists of:

- a hybrid super-heterodyne, direct-conversion and direct-digitization RF receiver front-end (RFE)
- 10 MHz input and output clock references for multi-unit synchronization
- a GNSS module with embedded 10 MHz reference clock source for long term stability and to compensate for the ageing effect
- a 125 MSamples/sec 14-bit wideband (WB) ADC with a dynamic range of greater than 70 dB
- a 325 kSamples/sec 24-bit narrowband (NB) ADC with a dynamic range in excess of 100 dB
- an FPGA with built-in dual-core ARM®-based processor and embedded digital signal processing (DSP) logic
- 128 MB of internal DDR3 for data storage
- GPIO port for external triggers and sweep synchronization
- 10/100/1G Ethernet port for control and network interface
- +12 V DC power input allowing automobile sources and personal mobility with an external battery

Extensible Hardware Interfaces

If you're looking for a powerful, cost-effective spectrum analyzer hardware to pair with your software, the R5750 Real-Time Spectrum Analyzer is a universal and versatile platform designed for use across wireless industries and applications.



APPLICATIONS

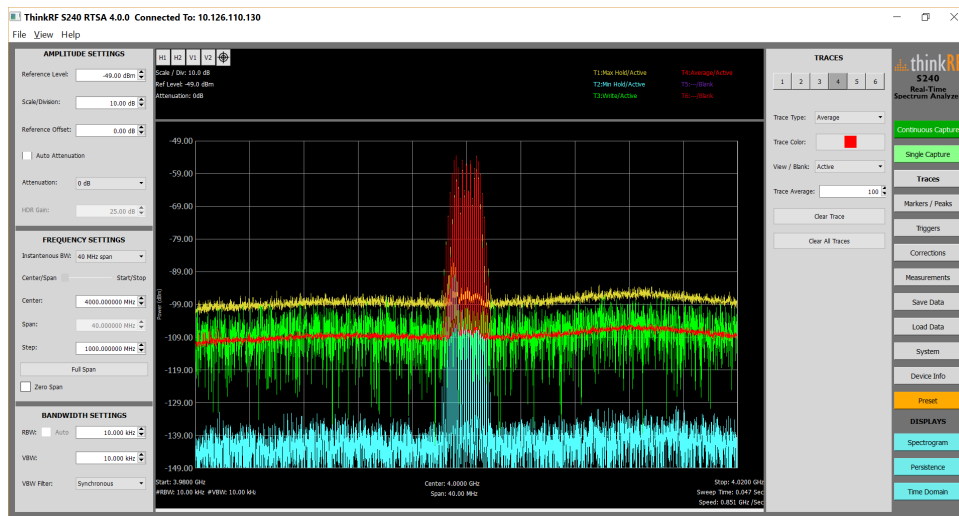
R5750 Real-Time Spectrum Analyzer (RTSA)

S240 Real-Time Spectrum Analysis Application Software

By utilizing the power of the R5750, the S240 application has all the standard features you expect from a traditional lab spectrum analyzer as well as powerful features such as real-time triggering.

The S240 is designed to run on Windows PC. Simply install the software and connect your device through an Ethernet, network switch or direct connection and you're ready to get started.

With the S240's simple and intuitive user interface you'll be using your new device in no time.



Keysight 89600 VSA®

Support for the Keysight 89600 VSA provides a comprehensive set of software tools for demodulation and vector signal analysis enabling users to monitor complex waveforms in more locations.



APIS - PROGRAMMING ENVIRONMENTS

R5750 Real-Time Spectrum Analyzer (RTSA)

By supporting a rich set of industry-leading standard protocols, the R5750 can easily integrate into your new or existing applications.



Python™ and PyRF development framework

PyRF enables rapid development of powerful applications that leverage the new generation of measurement-grade software-defined radio technology. It is built on the Python Programming Language and includes feature-rich libraries, example applications and source code and is openly available, allowing commercialization of solutions through BSD open licensing.

NI LabVIEW®

Easily and quickly integrate the R5750 into your existing or new NI LabVIEW® based acquisition, measurement, automated test and validation systems.

MATLAB®

thinkRF provides MATLAB® APIs for connecting to thinkRF's R5750 Real-Time Spectrum Analyzers and MATLAB® program code examples to get you started towards developing your own.

C/C++ APIs and DLL

Underneath our rich set of APIs and programming environments is the C/C++ API and DLL which abstracts the SCPI command and VITA VRT dataflow from the R5750.

STANDARD PROTOCOLS

Compliance with standard protocols provides you both multi-vendor independence and device interoperability.

SCPI



HiSLIP

SCPI and VITA VRT

The R5750 supports the Standard Commands for Programmable Instruments (SCPI) for control and the VITA-49 Radio Transport (VRT) protocol for data flow.

thinkRF provides extensive documentation and examples for programming and interfacing at the SCPI and VITA-49 VRT level.

HiSLIP

The R5750 supports HiSLIP, which is an industry standard TCP/IP-based protocol for remote instrument control of LAN-based test and measurement instruments.

RF and Digitization Specifications

Frequency

Frequency Ranges	9 kHz to 8 / 18 / 27 GHz	
Frequency Reference	±1.0 ppm ±1.0 ppm 0°C to 55°C ±1.0 ppm per year	Accuracy at room temperature Stability over temperature Aging
Real-Time Bandwidth (RTBW)	0.1 / 10 / 40 / 100 MHz	
Spurious Free Dynamic Range (SFDR)	60 dBc (typical) 70 dBc (typical) 100 dBc (typical)	100 MHz RTBW 10 / 40 MHz RTBW 0.1 MHz RTBW

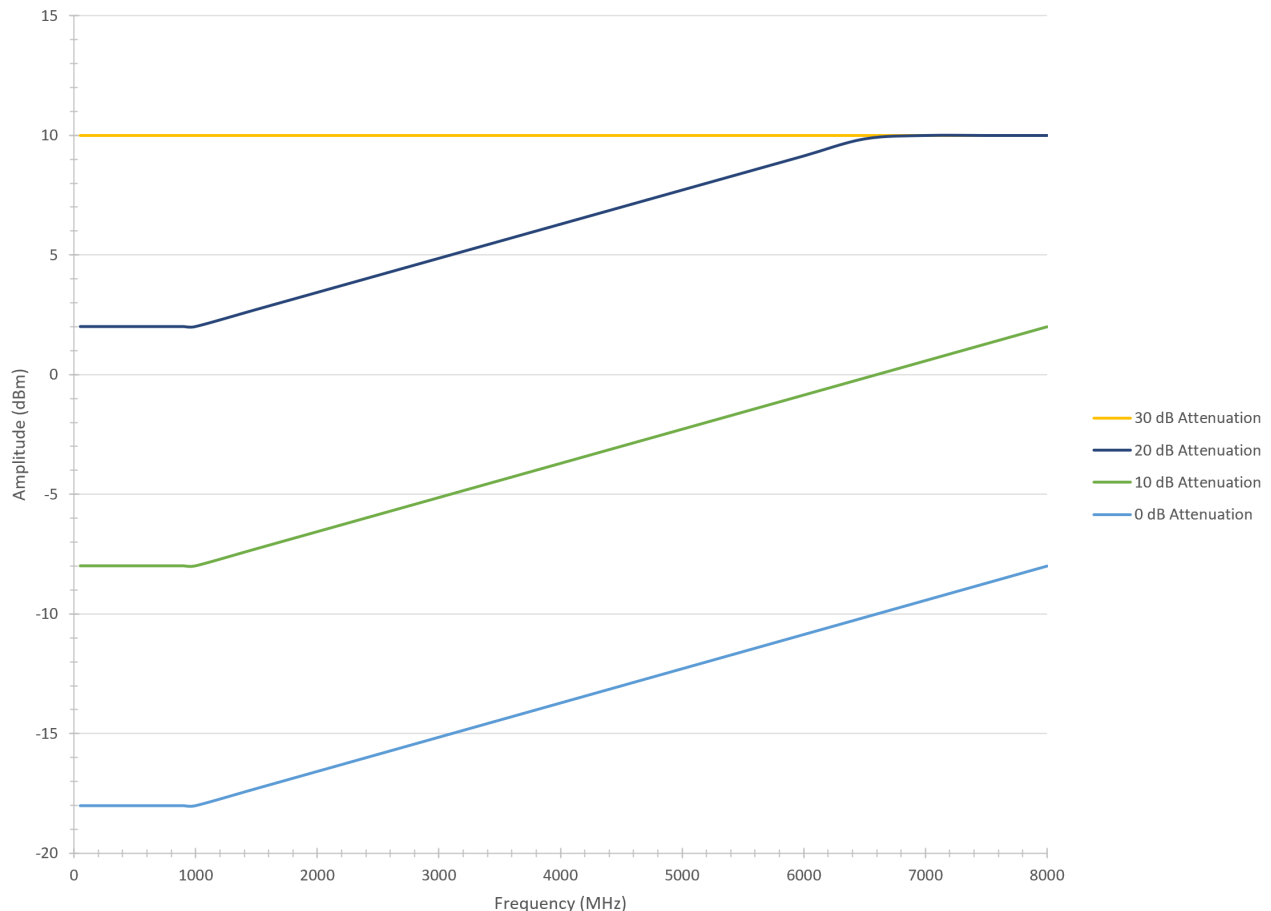
10 MHz Disciplined Oscillator

Frequency Accuracy (Lock to GNSS)	± 0.005 ppm
Frequency Accuracy (Holdover, 24 hrs)	± 0.100 ppm

Amplitude

Amplitude Accuracy (25 °C ± 5 °C)	± 2.00 dB typical	50 MHz to 27 GHz
Attenuator Range	0 to 30 dB in 10 dB steps	
See the graph below for R5750-408 Maximum Safe RF Input Level	+10 dBm, Max DC: 10 V	For 30 dB attenuation

Maximum safe RF input level for R5750-408 for different input attenuation settings and frequencies.



RF and Digitization Specifications

Displayed Average Noise Level (DANL | at 25 °C ± 5 °C, typical)

Frequency (GHz)	8 GHz (typical)	18 GHz (typical)	27 GHz (typical)
0.1 GHz	- 157 dBm/Hz	- 161 dBm/Hz	- 160 dBm/Hz
0.5 GHz	- 155 dBm/Hz	- 160 dBm/Hz	- 159 dBm/Hz
1 GHz	- 156 dBm/Hz	- 160 dBm/Hz	- 159 dBm/Hz
2 GHz	- 154 dBm/Hz	- 154 dBm/Hz	- 153 dBm/Hz
3 GHz	- 152 dBm/Hz	- 158 dBm/Hz	- 157 dBm/Hz
4 GHz	- 151 dBm/Hz	- 162 dBm/Hz	- 162 dBm/Hz
5 GHz	- 150 dBm/Hz	- 158 dBm/Hz	- 158 dBm/Hz
6 GHz	- 149 dBm/Hz	- 157 dBm/Hz	- 157 dBm/Hz
7 GHz	- 150 dBm/Hz	- 153 dBm/Hz	- 155 dBm/Hz
8 GHz	- 144 dBm/Hz	- 160 dBm/Hz	- 161 dBm/Hz
9 GHz		- 158 dBm/Hz	- 161 dBm/Hz
10 GHz		- 160 dBm/Hz	- 161 dBm/Hz
11 GHz		- 156 dBm/Hz	- 160 dBm/Hz
12 GHz		- 158 dBm/Hz	- 157 dBm/Hz
13 GHz		- 151 dBm/Hz	- 157 dBm/Hz
14 GHz		- 154 dBm/Hz	- 154 dBm/Hz
15 GHz		- 160 dBm/Hz	- 157 dBm/Hz
16 GHz		- 157 dBm/Hz	- 157 dBm/Hz
17 GHz		- 150 dBm/Hz	- 156 dBm/Hz
18 GHz		- 144 dBm/Hz	- 156 dBm/Hz
19 GHz			- 149 dBm/Hz
20 GHz			- 154 dBm/Hz
21 GHz			- 153 dBm/Hz
22 GHz			- 152 dBm/Hz
23 GHz			- 153 dBm/Hz
24 GHz			- 155 dBm/Hz
25 GHz			- 153 dBm/Hz
26 GHz			- 150 dBm/Hz
27 GHz			- 148 dBm/Hz

Third Order Intercept (TOI) at max gain +12 dBm, typical At 1 GHz

Spectral Purity

SSB Phase Noise	Offset	
25°C ± 5°C	100 Hz	-90 dBc/Hz
At 1GHz, measured with	1 kHz	-92 dBc/Hz
external oscillator not	10 kHz	-99 dBc/Hz
present	100 kHz	-109 dBc/Hz
	1 MHz	-118 dBc/Hz

RF and Digitization Specifications

Digitization

Data Sampling Rate and Resolution	125 MS/s, 14 bit 300 kS/s, 24 bit	10 / 40 / 100 MHz RTBW 0.1 MHz RTBW
Sweep Rate	Up to 28 GHz/s @ 10 kHz RBW	40 MHz IBW
Stream Rate	Up to 360 Mbit/s	

Global Navigation Satellite System (GNSS)

Global Positioning System (Concurrent reception of up to 2 GNSS)

GNSS Types supported	GPS, GLONASS, BeiDou				
GNSS Antenna Power	3.3 V, 50 mA				
Time to first fix, maximum	From 2 sec (hot) to 36 sec (cold start), -130 dBm input signal power				
Horizontal positional accuracy (CEP, 50%, 24 hours Static, -130 dBm, >6 SVs)	GPS & GLONASS	GPS & BeiDou	GPS	GLONASS	BeiDou
	2.5 m	2.5 m	2.5 m	4.0 m	3.0 m
Data Timestamp Resolution	8 ns				

Spectral Purity on GPS Disciplined Oscillator

Freq=10.000000MHz Jitter=0.6ps (Typ, 10Hz-1MHz)

Offset	Phase Noise
10 Hz	-101 dBc/Hz
100 Hz	-125 dBc/Hz
1 kHz	-144 dBc/Hz
10 kHz	-155 dBc/Hz
100 kHz	-156 dBc/Hz

General Specifications

Connectors

RF In	SMA female, 50 Ω
10 MHz Reference In and Out	SMA female, 50 Ω
10/100/1000 Ethernet	RJ45
USB Console	Type B mini
GPIO	25-pin male D-Subminiature
GNSS Antenna Port	SMA female, 50 Ω (Active 3.3VDC)
Power	LEMO Connector, female

General Specifications

Status Indicators

PLL Lock / 10 MHz reference clock status Refer to the R5750 User Manual
Ethernet Link and Activity Status
CPU and Power Status

Power

Physical Power Supply	Use AC Wall Power Adaptor provided	Input AC 120V-240V / Output +12V
Power Consumption	25W with Power Adaptor provided (427)	At room temperature

Can also be used with the thinkRF P120 - Vehicular Power Conditioner

Physical

Operating Temperature Range	0°C to +50°C	
Storage Temperature Range	-40°C to +85°C	
Warm up time	30 minutes	
Dimensions	257.3 x 193.7 x 66 mm (10.13" x 7.63" x 2.61")	With mounting feet
	257.3 x 193.7 x 60 mm (10.13" x 7.63" x 2.36")	Without mounting feet
Weight	2.54 kg (5.6 lbs)	408
	2.72 kg (6 lbs)	427
Security	Kensington Security Slot	Located on back end-plate

Regulatory Compliance

RoHS Compliance	RoHS	
Marks	CE	European Union
EMC Directive 2014/30/EU	EN 61326-1:2013	Electromagnetic Compatibility
Low Voltage Directive 2006/95/EC	EN 61010-1:2010 Class 1	Safety

FCC

Environmental

Humidity & Temperature	MIL-STD-PRF-28800 Class 3
Shock & Vibration	MIL-STD-PRF-28800 Class 2
	MIL-STD-PRF-28800 Class 3

General Specifications

S240 Real-Time Spectrum Analysis Software

Resolution Bandwidth (RBW) Range	1 Hz to 488.28 kHz	
Windowing	Hanning	
Traces	6	Clear/Write, Trace Average, Max Hold, Min Hold
Markers	12	
Modes	Normal (Tracking), Delta, Fixed	Peak Search, Next Peak, Next Left/Right, Center
Marker Frequency Resolution	0.01 Hz	
GNSS Tracking Display (R5750 only)	Real time GPS data, updates every second	
Save/Load Data	Power Spectral Data with Time Stamp, Context	CSV format, optional saving duration
Configurations	Save/Load Settings	Save settings for easy recall
Export Data	CSV	Comma Separated Values
Demodulation	FM	With Record/Playback
Audio	0%-300%	Host PC sound card
Signal Displays	IQ Constellation Frequency Domain Time Domain	

APIs and Protocols

Python™	PyRF RTSA
LabVIEW	LabVIEW Base Development System for Windows (version 2014 and up)
MATLAB®	MATLAB® Release 2014b - 2019b
C/C++	ISO/IEC 14882:2011
SCPI	IEEE 488.2 - Standard Commands for Programmable Instruments
VRT	VITA-49 Radio Transport
HiSLIP	IVI TCP/IP-based protocol v1.0

Recommended PC

Operating System	Windows 10 (32 or 64)
Minimum RAM Size	4 GB
Minimum Free Hard Disk Space	2 GB
Ethernet Port	1 GigE
Display Resolution	1920 x 1080

Ordering Information

Base Units	Part Number	Description
8 GHz RTSA	R5750-408	9 kHz to 8 GHz, RTBW up to 100 MHz
18 GHz RTSA	R5750-418	9 kHz to 18 GHz, RTBW up to 100 MHz
27 GHz RTSA	R5750-427	9 kHz to 27 GHz, RTBW up to 100 MHz
8 GHz RTSA	R5750-408-O	9 kHz to 8 GHz, RTBW up to 100 MHz, weather resistant option
18 GHz RTSA	R5750-418-O	9 kHz to 18 GHz, RTBW up to 100 MHz, weather resistant option
27 GHz RTSA	R5750-427-O	9 kHz to 27 GHz, RTBW up to 100 MHz, weather resistant option


R5750 Power Plug Options	Description
0	North American power plug (115 V, 60 Hz)
1	Universal Euro power plug (220 V, 50 Hz)
2	United Kingdom power plug (240 V, 50 Hz)
3	Australia power plug (240 V, 50 Hz)
4	Switzerland power plug (220 V, 50 Hz)
5	Japan power plug (100 V, 50/60 Hz)
6	China power plug (50 Hz)
7	India power plug (50 Hz)

Accessories		
Software Included	S240 APIs	Real-Time Spectrum Analysis Software
Rack Shelf	R5750-RACK-SHELF	19" rack shelf supports two horizontally mounted R5750s
Vehicular Power Conditioner	P120-012	

CONTACT US TODAY
FOR A FREE DEMO!

thinkRF™ R5750

Real-Time Spectrum Analyzer



sales@thinkrf.com

+1-613-369-5104

© thinkRF Corp., Ottawa, Canada

Trade names are trademarks of the owners

These specifications are preliminary, non-warranted, and subject to change without notice.

Intellectual Property - Patents

The thinkRF R5750 product line is protected by patents, (US8,675,781, US9,197,260, US9,350,404, US8,886,794) in the United States. This information is provided to satisfy the patent marking provisions including, but not limited to, the patent marking provisions of the America Invents Act (AIA) and is intended to serve as notice under 35 U.S.C. § 287(a), as amended by Section 16 of the AIA. Additional patents may be pending in the United States and/or elsewhere.

 **thinkRF™**
monitor. detect. analyze.

74-0093-200923